

INDEX	31.000	0.000	0.000	0.001	250.000	0.000	0.100
ALL	0.000	0.000	15.000	0.000	0.000	0.000	0.000
CUTOFF	1.000	0.000	0.000	19.500	0.000	0.000	0.000
CUTOFF	5.000	38.000	-0.080	0.070	0.000	0.000	0.000
PLOT	59.000	15.000	15.000	0.000	0.000	0.000	0.000
DELETE	11.000	62.000	66.000	0.000	0.000	0.000	0.000
INDEX	20.000	16.000	1.000	1.000	313.000	0.000	0.000
INDEX	21.000	7.000	1.000	0.031	10.000	0.000	0.000
ADD	11.000	29.000	5.000	27.000	31.000	0.000	0.000
PLOT	99.000	156.000	20.000	75.000	31.000	2.000	2.000
CUTOFF	6.000	31.000	0.001	50.000	0.000	0.000	0.000
INDEX	75.000	22.000	1.000	0.003	1.000	0.000	0.000
PHI-ND	0.000	0.000	0.000	0.000	0.000	0.000	0.000
DO	11.000	3520.000	2790.000	2790.000	2460.000	2460.000	2225.000
DO	11.000	2225.000	1510.000	0.000	0.000	0.000	0.000
EXECUTE	3520.000	1510.000	1.000	0.000	0.000	0.000	0.000

PLOT 63 SET 11 RM-70765 E.G.&G. IDAHO INC INEL 1 WILDCAT BUTTE IDAHO
 INTERVAL(S) 3520.0 TO 2790.0
 RILD

6-APR-79
 FREQUENCY PLOT
 1231 POINTS

	0	0	0	0	0	0	0	0	0	0	0	5	6	27	12	6	3	22	28	48	69	146	137	58	41	21	5	6		
313.00	+	+	+	+	+	+	+	+	+	+	+	+	+	+	+	+	+	+	+	+	+	+	+	+	+	+	+	+	+	
99.18	+	+	+	+	+	+	+	+	+	+	+	+	+	+	+	+	+	+	+	+	+	+	+	+	+	+	+	+	+	
31.43	+	+	+	+	+	+	+	+	+	+	+	+	+	+	+	+	+	+	+	+	+	+	+	+	+	+	+	+	+	
9.96	+	+	+	+	+	+	+	+	+	+	+	+	+	+	+	+	+	+	+	+	+	+	+	+	+	+	+	+	+	
3.16	+	+	+	+	+	+	+	+	+	+	+	+	+	+	+	+	+	+	+	+	+	+	+	+	+	+	+	+	+	
1.00	+	+	+	+	+	+	+	+	+	+	+	+	+	+	+	+	+	+	+	+	+	+	+	+	+	+	+	+	+	

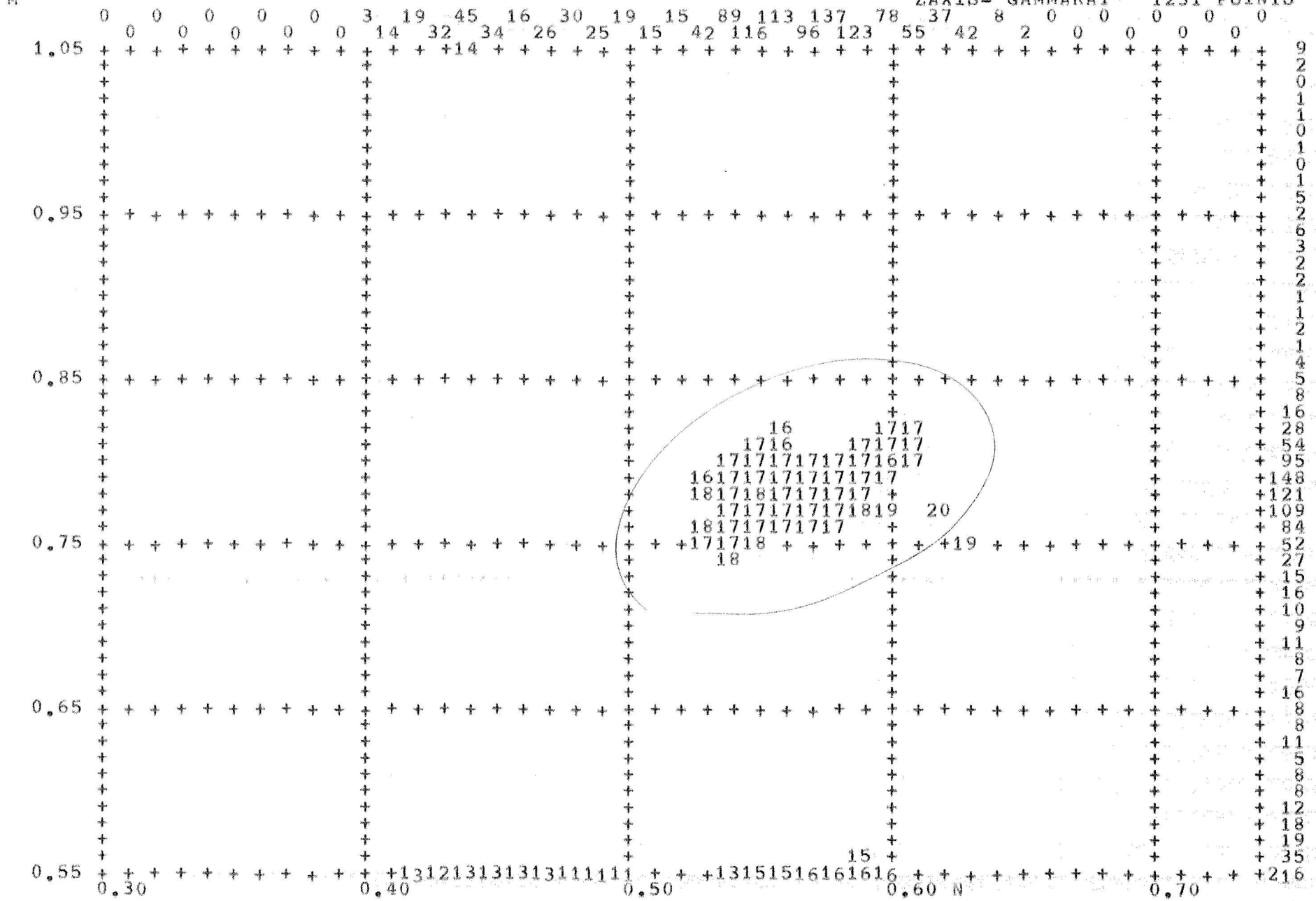
DELTA Rho -0.1/ 0.1 CALIPER 0.0/ 19.5



PLOT 5 SET 11 RM-70765 E.G.&G. IDAHO INC INEL 1 WILDCAT BUTTE IDAHO
 INTERVAL(S) 3520.0 TO 2790.0

6-APR-79

Z PLOT
 ZAXIS= GAMMARAY 1231 POINTS



DATA VALUE = 10.00 * PLOTTED VALUE + 0.00
 DELTARHO = 0.1 / 0.1 CALIPER 0.0 / 19.5

DROP = 4 CUTOFFS NEXT LINE

SPRINT

PLOT 27 SET 11 RM-70765 E.G.&G. IDAHO INC INEL 1 WILDCAT BUTTE IDAHO
 INTERVAL(S) 3520.0 TO 2790.0
 RHO-B

6-APR-79
 FREQUENCY PLOT
 1231 POINTS

Interval (s)	0	0	0	0	8	5	6	14	113	153	43	28	16	15	13	10	10	7	9	9	12	9	11	271
2.10	+	+	+	+	+	+	+	+	+	+	+	+	+	+	+	+	+	+	+	+	+	+	+	+
2.30	+	+	+	+	+	+	+	+	+	+	+	+	+	+	+	+	+	+	+	+	+	+	+	+
2.50	+	+	+	+	+	+	+	+	+	+	+	+	+	+	+	+	+	+	+	+	+	+	+	+
2.70	+	+	+	+	+	+	+	+	+	+	+	+	+	+	+	+	+	+	+	+	+	+	+	+
2.90	+	+	+	+	+	+	+	+	+	+	+	+	+	+	+	+	+	+	+	+	+	+	+	+
3.10	+	+	+	+	+	+	+	+	+	+	+	+	+	+	+	+	+	+	+	+	+	+	+	+

DELTA RHO = 0.1 / 0.1 CALIPER 0.0 / 19.5


SAFARI

PLOT 27 SET 11 RM-70765 E.G.&G. IDAHO INC INEL 1 WILDCAT BUTTE IDAHO
 INTERVAL(S) 3520.0 TO 2790.0
 RHO-B

6-APR-79

Z PLOT
 1231 POINTS

ZAXIS= GAMMARAY



DATA VALUE = 10.00 * PLOTTED VALUE + 0.00
 DELTARHO = 0.1 / 0.1 CALIPER 0.0 / 19.5

DROP = 2 CUTOFFS NEXT LINE

SEARCHED INDEXED

PLOT 31 SET 11 RM-70765 E.G.&G. IDAHO INC INEL 1 WILDCAT BUTTE IDAHO
 INTERVAL(S) 3520.0 TO 2790.0
 PHI-N-LS

6-APR-79
 FREQUENCY PLOT
 1231 POINTS


Interval (s)	0	0	0	0	0	5	6	14	113	153	43	28	16	15	13	10	10	7	9	9	12	7	9	11	271	
0.45	+	+	+	+	+	+	+	+	+	+	+	+	+	+	+	+	+	+	+	+	+	+	+	+	+	+
0.35	+	+	+	+	+	+	+	+	+	+	+	+	+	+	+	+	+	+	+	+	+	+	+	+	+	+
0.25	+	+	+	+	+	+	+	+	+	+	+	+	+	+	+	+	+	+	+	+	+	+	+	+	+	+
0.15	+	+	+	+	+	+	+	+	+	+	+	+	+	+	+	+	+	+	+	+	+	+	+	+	+	+
0.05	+	+	+	+	+	+	+	+	+	+	+	+	+	+	+	+	+	+	+	+	+	+	+	+	+	+
-0.05	+	+	+	+	+	+	+	+	+	+	+	+	+	+	+	+	+	+	+	+	+	+	+	+	+	+

DELTA-RHO -0.1/ 0.1 CALIPER 0.0/ 19.5

PLOT 31 SET 11 RM-70765 E.G.&G. IDAHO INC INEL 1 WILDCAT BUTTE IDAHO
 INTERVAL(S) 3520.0 TO 2790.0
 PHI-N-LS

6-APR-79

Z PLOT
 ZAXIS= GAMMARAY 1231 POINTS



DATA VALUE = 10.00* PLOTTED VALUE + 0.00
 DELTARHO = 0.1/ 0.1 CALIPER 0.0/ 19.5

DROP = 0 CUTOFFS NEXT LINE

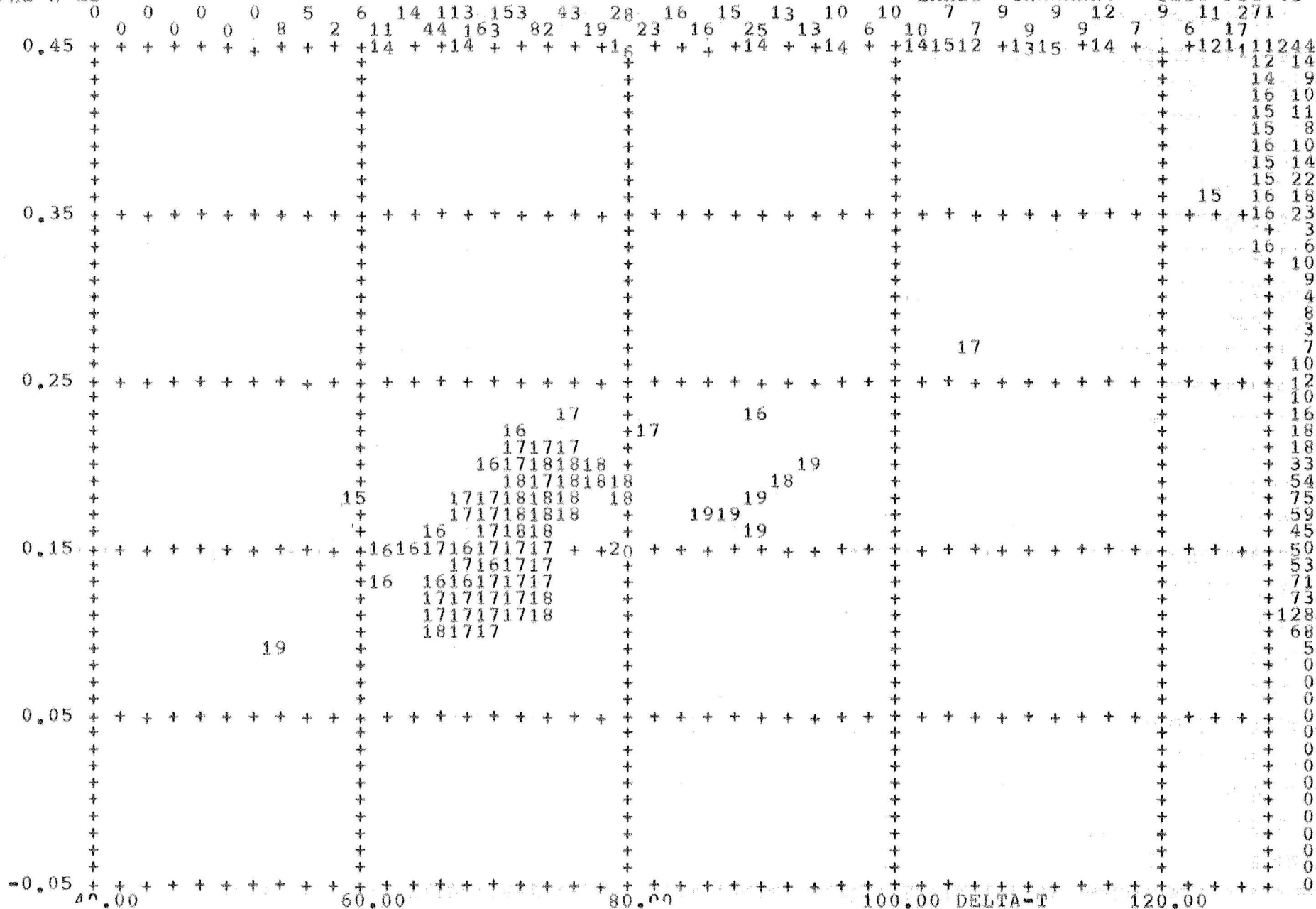
Scanned with

PLOT 31 SET 11 RM-70765 E.G.&G. IDAHO INC INEL 1 WILDCAT BUTTE IDAHO
 INTERVAL(S) 3520.0 TO 2790.0
 PHI-N-LS

6-APR-79
 Z PLOT

ZAXIS= GAMMARAY

1231 POINTS



DATA VALUE = 10.00 * PLOTTED VALUE + 0.00
 DELTARHO = 0.1 / 0.1 CALIPER 0.0 / 19.5

DROP = 2 CUTOFFS (NEXT LINE)




PLOT 31 SET 11 RM-70765 E.G.&G. IDAHO INC INEL 1 WILDCAT BUTTE IDAHO
 INTERVAL(S) 3520.0 TO 2790.0
 PHI-N-LS

6-APR-79

ZAXIS= GAMMARAY

1231 POINTS

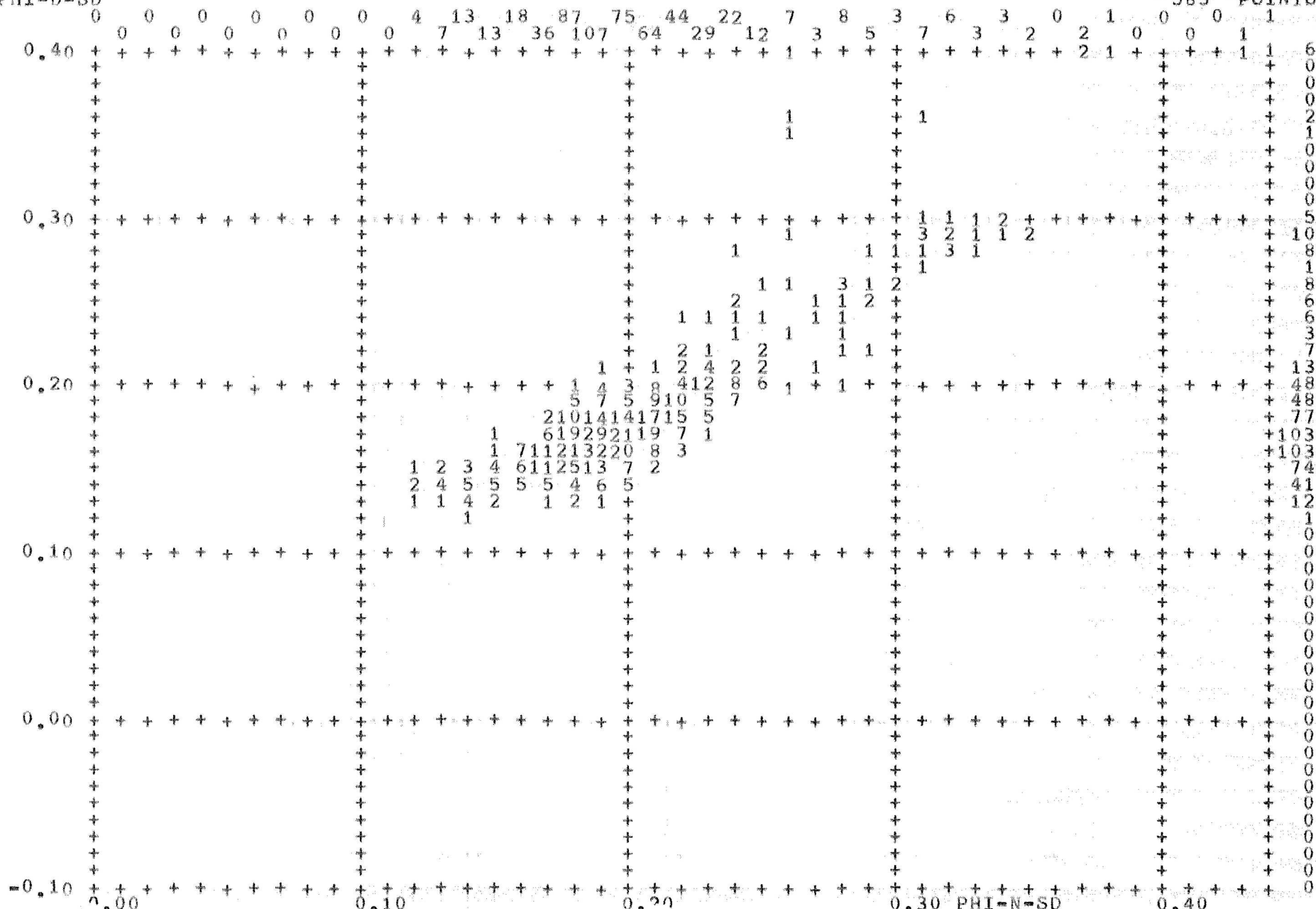


DATA VALUE = 10.00 * PLOTTED VALUE + 0.00 DROP = 4 CUTOFFS NEXT LINE
 DELTARHO = 0.1 / 0.1 CALIPER 0.0 / 19.5

Scanned by

PLOT 59 SET 11 RM-70765 E.G.&G. IDAHO INC INEL 1 WILDCAT BUTTE IDAHO
 INTERVAL(S) 2790.0 TO 2460.0
 PHI-D-SD

6-APR-79
 FREQUENCY PLOT
 583 POINTS

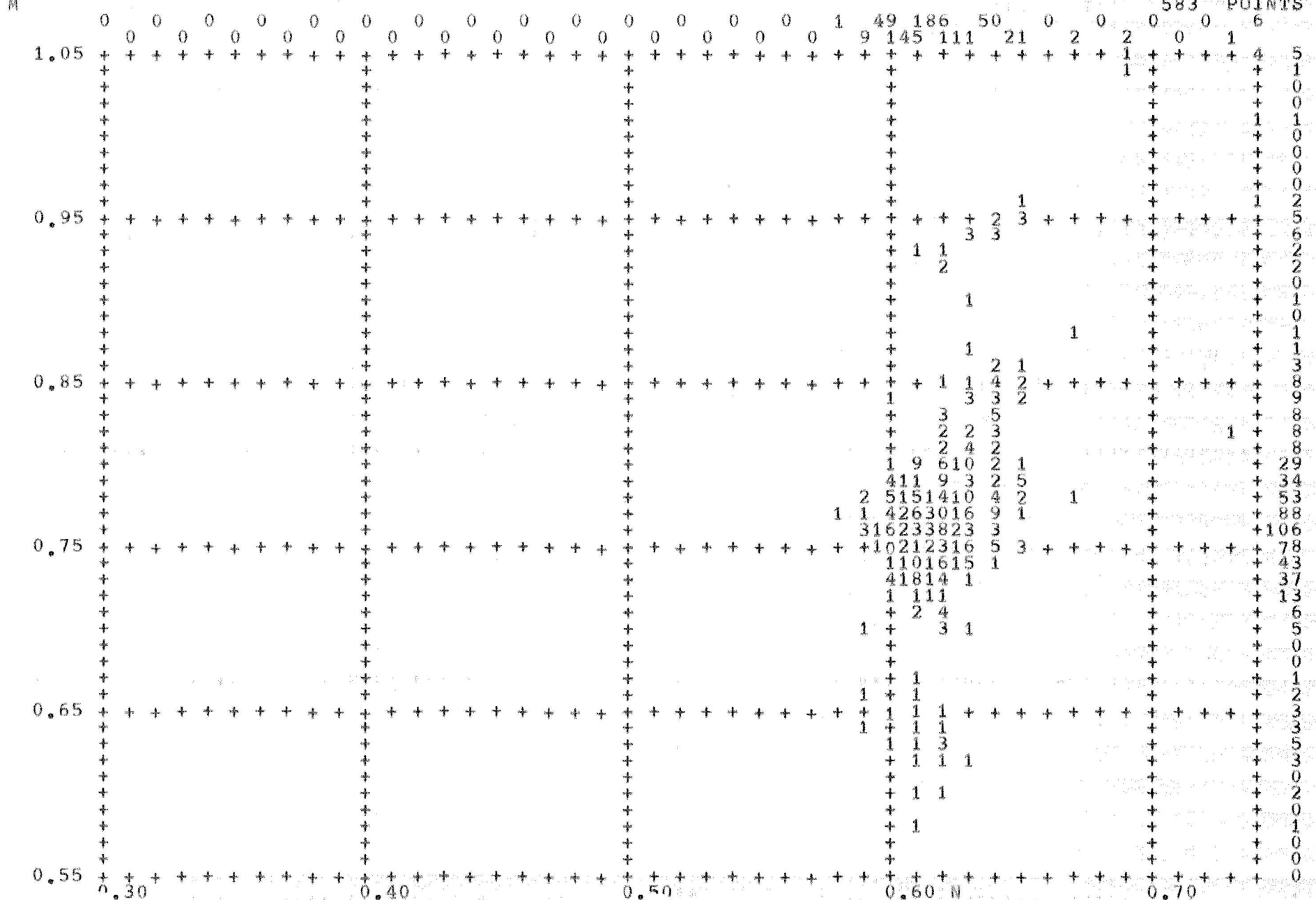


DELTA RHO -0.1/ 0.1 CALIPER 0.0/ 19.5



PLOT 5 SET 11 RM-70765 E.G.&G. IDAHO INC INEL 1 WILDCAT BUTTE IDAHO
 INTERVAL(S) 2790.0 TO 2460.0

6-APR-79
 FREQUENCY PLOT
 583 POINTS



DELTA 0.1/ 0.1 CALIPER 0.0/ 19.5

583

PLOT 27 SET 11 RM-70765 E.G.&G. IDAHO INC INEL 1 WILDCAT BUTTE IDAHO
 INTERVAL(S) 2790.0 TO 2460.0
 RHO-B

6-APR-79
 FREQUENCY PLOT
 583 POINTS

Interval (s)	0	0	0	0	13	0	0	7	2	16	36	104	97	22	1	6	0	1	3	2	0	2	0	0
2.10	+	+	+	+	+	+	+	+	+	+	+	+	+	+	+	+	+	+	+	+	+	+	+	+
2.30	+	+	+	+	+	+	+	+	+	+	+	+	+	+	+	+	+	+	+	+	+	+	+	+
2.50	+	+	+	+	+	+	+	+	+	+	+	+	+	+	+	+	+	+	+	+	+	+	+	+
2.70	+	+	+	+	+	+	+	+	+	+	+	+	+	+	+	+	+	+	+	+	+	+	+	+
2.90	+	+	+	+	+	+	+	+	+	+	+	+	+	+	+	+	+	+	+	+	+	+	+	+
3.10	+	+	+	+	+	+	+	+	+	+	+	+	+	+	+	+	+	+	+	+	+	+	+	+


DELTA RHO = 0.1 / 0.1 CALIPER 0.0 / 19.5

583 POINTS

PLOT 27 SET 11 RM-70765 E.G.&G. IDAHO INC INEL 1 WILDCAT BUTTE IDAHO
 INTERVAL(S) 2790.0 TO 2460.0
 RHO-8

6-APR-79

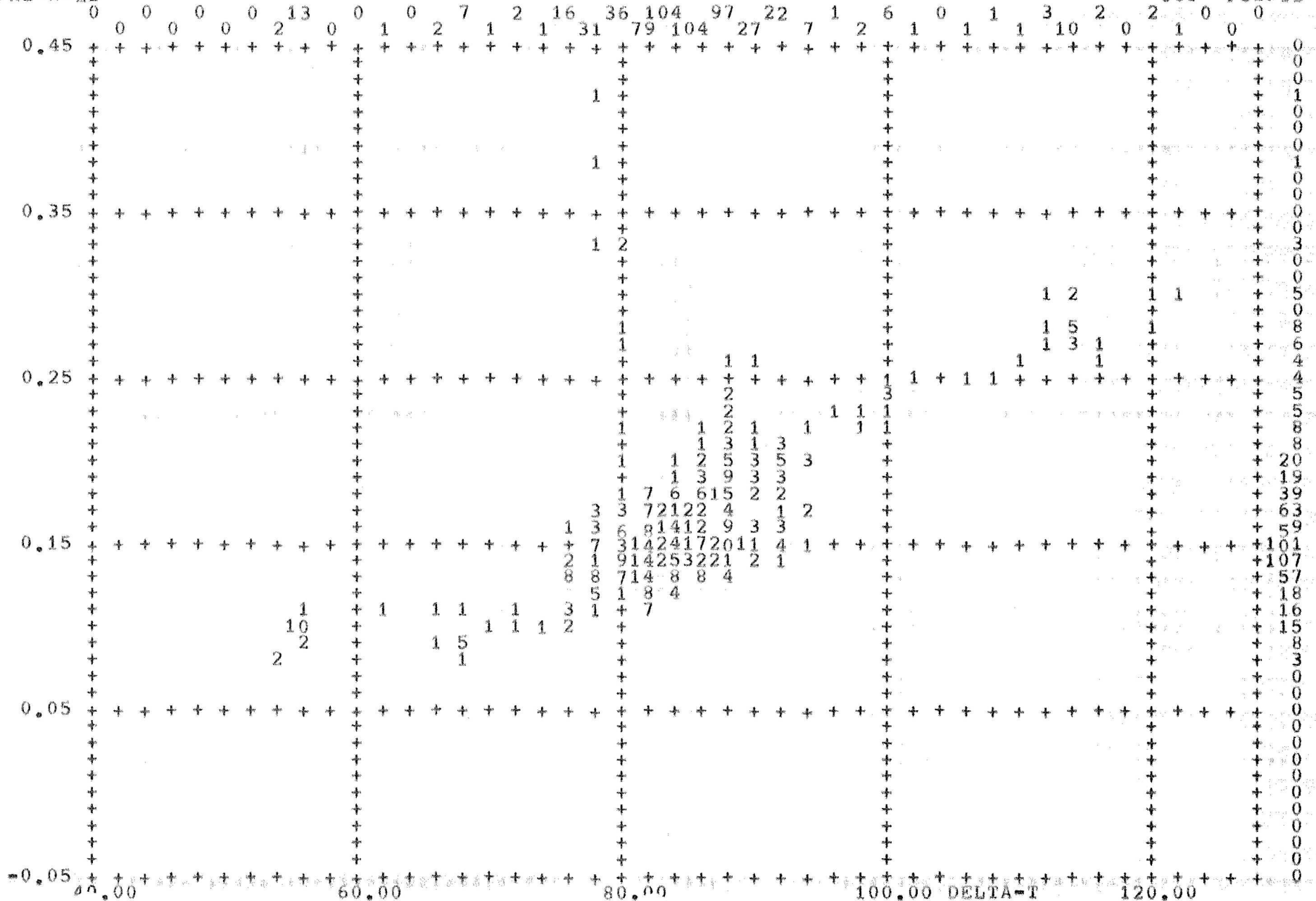
Z AXIS = GAMMARAY 583 POINTS



DATA VALUE = 10.00 * PLOTTED VALUE + 0.00 DROP = 2 CUTOFFS NEXT LINE
 DELTARHO = 0.1 / 0.1 CALIPER 0.0 / 19.5

PLOT 31 SET 11 RM-70765 E.G.&G. IDAHO INC INEL 1 WILDCAT BUTTE IDAHO
 INTERVAL(S) 2790.0 TO 2460.0
 PHI-N-LS

6-APR-79
 FREQUENCY PLOT
 583 POINTS



DELTA-T -0.1/ 0.1 CALIPER 0.0/ 19.5

PLOT 59 SET 11 RM-70765 E.G.&G. IDAHO INC INEL 1 WILDCAT BUTTE IDAHO
 INTERVAL(S) 2460.0 TO 2225.0
 PHI-D-SD

6-APR-79

ZAXIS= GAMMARAY

246 POINTS



DATA VALUE = 10.00* PLOTTED VALUE + 0.00
 DELTARHO = 0.1/ 0.1CALIPER 0.0/ 19.5

DROP = 0 CUTOFFS NEXT LINE

USAID/IDA

PLOT 63 SET 11 RM-70765 E.G.&G. IDAHO INC INEL 1 WILDCAT BUTTE IDAHO
 INTERVAL(S) 2460.0 TO 2225.0
 RILD

6-APR-79
 FREQUENCY PLOT
 246 POINTS

Frequency	0	0	0	2	4	1	0	4	6	4	5	8	53	13	7	2	2	0	1	1	0	4	2	2	8	7	5	8	0	2	1	0	0	0	0	0	0	
313.00	+	+	+	+	+	+	+	+	+	+	+	+	+	+	+	+	+	+	+	+	+	+	+	+	+	+	+	+	+	+	+	+	+	+	+	+	+	0
99.18	+	+	+	+	+	+	+	+	+	+	+	+	+	+	+	+	+	+	+	+	+	+	+	+	+	+	+	+	+	+	+	+	+	+	+	+	+	0
31.43	+	+	+	+	+	+	+	+	+	+	+	+	+	+	+	+	+	+	+	+	+	+	+	+	+	+	+	+	+	+	+	+	+	+	+	+	+	0
9.96	+	+	+	+	+	+	+	+	+	+	+	+	+	+	+	+	+	+	+	+	+	+	+	+	+	+	+	+	+	+	+	+	+	+	+	+	+	0
3.16	+	+	+	+	+	+	+	+	+	+	+	+	+	+	+	+	+	+	+	+	+	+	+	+	+	+	+	+	+	+	+	+	+	+	+	+	+	0
1.00	+	+	+	+	+	+	+	+	+	+	+	+	+	+	+	+	+	+	+	+	+	+	+	+	+	+	+	+	+	+	+	+	+	+	+	+	+	0

DELTA Rho -0.1/ 0.1 CALIPER 0.0/ 19.5

5000000000

PLOT 64 SET 11 RM-70765 E.G.&G. IDAHO INC INEL 1 WILDCAT BUTTE IDAHO
 INTERVAL(S) 2460.0 TO 2225.0
 RWA

6-APR-79
 FREQUENCY PLOT
 246 POINTS


Interval (s)	0	0	0	4	1	0	4	4	4	8	53	13	2	0	1	0	2	8	5	0	1	0	0	0	0	0	0
10.00	+	+	+	+	+	+	+	+	+	+	+	+	+	+	+	+	+	+	+	+	+	+	+	+	+	+	+
3.15	+	+	+	+	+	+	+	+	+	+	+	+	+	+	+	+	+	+	+	+	+	+	+	+	+	+	+
0.99	+	+	+	+	+	+	+	+	+	+	+	+	+	+	+	+	+	+	+	+	+	+	+	+	+	+	+
0.31	+	+	+	+	+	+	+	+	+	+	+	+	+	+	+	+	+	+	+	+	+	+	+	+	+	+	+
0.10	+	+	+	+	+	+	+	+	+	+	+	+	+	+	+	+	+	+	+	+	+	+	+	+	+	+	+
0.03	+	+	+	+	+	+	+	+	+	+	+	+	+	+	+	+	+	+	+	+	+	+	+	+	+	+	+
0.00				2	4																						
50.00																											
100.00																											
150.00																											
200.00																											

DELTARHO -0.1/ 0.1CALIPER 0.0/ 19.5

PLOT 29 SET 11 RM-70765 E.G.&G. IDAHO INC INEL 1 WILDCAT BUTTE IDAHO
 INTERVAL(S) 2460.0 TO 2225.0
 RHO-B

6-APR-79
 Z PLOT
 246 POINTS

ZAXIS= GAMMARAY



DATA VALUE = 10.00 * PLOTTED VALUE + 0.00 DROP = 2 CUTOFFS NEXT LINE
 DELTARHO = 0.1 / 0.1 CALIPER 0.0 / 19.5

PLOT 5 SET 11 RM-70765 E.G.&G. IDAHO INC INEL 1 WILDCAT BUTTE IDAHO
 INTERVAL(S) 2460.0 TO 2225.0


6-APR-79
 FREQUENCY PLOT
 246 POINTS

M	0	0	0	0	0	0	0	0	0	0	20	31	31	14	5	9	9	4	4	2	2	0	0	0	0	0	0	1	
1.05	+	+	+	+	+	+	+	+	+	+	+	+	+	+	+	+	+	+	+	+	+	+	+	+	+	+	+	+	0
0.95	+	+	+	+	+	+	+	+	+	+	+	+	+	+	+	+	+	+	+	+	+	+	+	+	+	+	+	+	0
0.85	+	+	+	+	+	+	+	+	+	+	+	+	+	+	+	+	+	+	+	+	+	+	+	+	+	+	+	+	0
0.75	+	+	+	+	+	+	+	+	+	+	+	+	+	+	+	+	+	+	+	+	+	+	+	+	+	+	+	+	0
0.65	+	+	+	+	+	+	+	+	+	+	+	+	+	+	+	+	+	+	+	+	+	+	+	+	+	+	+	+	0
0.55	+	+	+	+	+	+	+	+	+	+	+	+	+	+	+	+	+	+	+	+	+	+	+	+	+	+	+	+	0

DELTA RR = 0.1 / 0.1 CALIPER 0.07 / 19.5

PLOT 5 SET 11 RM-70765 E.G.&G. IDAHO INC INEL 1 WILDCAT BUTTE IDAHO

6-APR-79
Z PLOT
246 POINTS




DATA VALUE = 10.00* PLOTTED VALUE + 0.00
DELTARHO = 0.1 / 0.1 CALIPER 0.0 / 19.5

DROP = 0 CUTOFFS NEXT LINE

PLOT 5 SET 11 RM-70765 E.G.&G. IDAHO INC INEL 1 WILDCAT BUTTE IDAHO
 INTERVAL(S) 2460.0 TO 2225.0

6-APR-79



DATA VALUE = 10.00 * PLOTTED VALUE + 0.00
 DELTARHO = 0.1 / 0.1 CALIPER 0.0 / 19.5

DROP = 4 CUTOFFS NEXT LINE


Scintivision

PLOT 27 SET 11 RM-70765 E.G.&G. IDAHO INC INEL 1 WILDCAT BUTTE IDAHO
 INTERVAL(S) 2460.0 TO 2225.0
 RHO-B

6-APR-79

ZAXIS= GAMMARAY

Z PLOT 246 POINTS



DATA VALUE = 10.00* PLOTTED VALUE + 0.00
 DELTARHO -0.1/ 0.1 CALIPER 0.0/ 19.5


DROP = 0 CUTOFFS NEXT LINE

REPRODUCED

PLOT 27 SET 11 RM-70765 E.G.&G. IDAHO INC INEL 1 WILDCAT BUTTE IDAHO
 INTERVAL(S) 2460.0 TO 2225.0
 RHO-B

6-APR-79
 Z PLOT
 246 POINTS

ZAXIS= GAMMARAY




DATA VALUE = 10.00 * PLOTTED VALUE + 0.00
 DELTARHO = 0.1 / 0.1 CALIPER 0.0 / 19.5

DROP = 2 CUTOFFS NEXT LINE

PLOT 27 SET 11 RM-70765 E.G.&G. IDAHO INC INEL 1 WILDCAT BUTTE IDAHO
 INTERVAL(S) 2460.0 TO 2225.0
 RHO-B

6-APR-79
 Z PLOT
 246 POINTS

ZAXIS= GAMMARAY



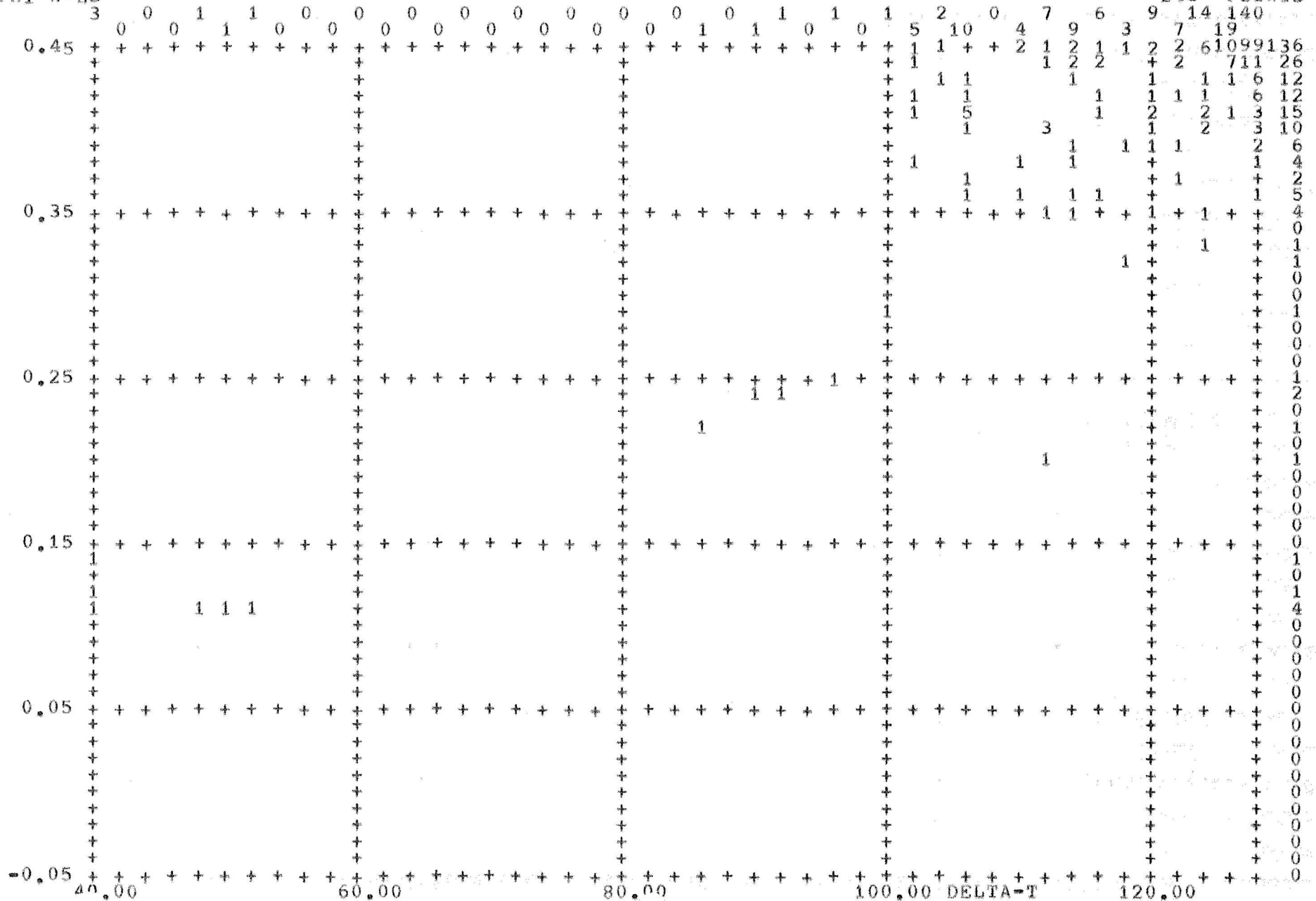
DATA VALUE = 10.00 * PLOTTED VALUE + 0.00
 DELTARHO = 0.1/ 0.1 CALIPER 0.0/ 19.5

DROP = 4 CUTOFFS NEXT LINE

Springer

PLOT 31 SET 11 RM-70765 E.G.&G. IDAHO INC INEL 1 WILDCAT BUTTE IDAHO
 INTERVAL(S) 2460.0 TO 2225.0
 PHI-N-LS

6-APR-79
 FREQUENCY PLOT
 246 POINTS




DELTA-T 40.00 60.00 80.00 100.00 120.00
 DELTA-T 0.1/ 0.1 CALIPER 0.0/ 19.5

PLOT 31 SET 11 RM-70765 E.G.&G. IDAHO INC INEL 1 WILDCAT BUTTE IDAHO
 INTERVAL(S) 2460.0 TO 2225.0
 PHI-N-LS

6-APR-79
 Z PLOT
 246 POINTS

ZAXIS= GAMMARAY



DATA VALUE = 10.00* PLOTTED VALUE + 0.00
 DELTARHO -0.1/ 0.1CALIPER 0.0/ 19.5


DROP = 0 CUTOFFS NEXT LINE

PLOT 31 SET 11 RM-70765 E.G.&G. IDAHO INC INEL 1 WILDCAT BUTTE IDAHO
 INTERVAL(S) 2460.0 TO 2225.0
 PHI-N=LS

6-APR-79

ZAXIS= GAMMARAY

246 POINTS



DATA VALUE = 10.00 * PLOTTED VALUE + 0.00
 DELTARHO = 0.1 / 0.1 CALIPER 0.0 / 19.5


DROP = 2 CUTOFFS NEXT LINE

CS-000000000000

PLOT 31 SET 11 RM-70765 E.G.&G. IDAHO INC INEL 1 WILDCAT BUTTE IDAHO
 INTERVAL(S) 2460.0 TO 2225.0
 PHI-N-LS

6-APR-79
 Z PLOT
 246 POINTS

ZAXIS= GAMMARAY



DATA VALUE = 10.00 * PLOTTED VALUE + 0.00
 DELTARHO = 0.1/ 0.1 CALIPER 0.0/ 19.5

DROP = 4 CUTOFFS NEXT LINE

PLOT 59 SET 11 RM-70765 E.G.&G. IDAHO INC INEL 1 WILDCAT BUTTE IDAHO
 INTERVAL(S) 2225.0 TO 1510.0
 PHI-D-SD

6-APR-79
 FREQUENCY PLOT
 1198 POINTS

	1	0	0	0	0	1	1	0	31	71	52	44	26	34	22	19	31	33	31	18	17	15	11	220	
0.40	+	+	+	+	+	+	+	+	+	+	+	+	+	+	+	+	+	+	+	+	+	+	+	+	+
0.30	+	+	+	+	+	+	+	+	+	+	+	+	+	+	+	+	+	+	+	+	+	+	+	+	+
0.20	+	+	+	+	+	+	+	+	+	+	+	+	+	+	+	+	+	+	+	+	+	+	+	+	+
0.10	+	+	+	+	+	+	+	+	+	+	+	+	+	+	+	+	+	+	+	+	+	+	+	+	+
0.00	1	+	+	+	+	+	+	+	+	+	+	+	+	+	+	+	+	+	+	+	+	+	+	+	+
-0.10	+	+	+	+	+	+	+	+	+	+	+	+	+	+	+	+	+	+	+	+	+	+	+	+	+

DELTA RHO -0.1/ 0.1 CALIPER 0.0/ 19.5

PLOT 59 SET 11 RM-70765 E.G.&G. IDAHO INC INEL 1 WILDCAT BUTTE IDAHO
INTERVAL(S) 2225.0 TO 1510.0
PHI-D-SD

6-APR-79

Z PLOT

ZAXIS= GAMMARAY 1198 POINTS

	1	0	0	0	0	1	1	0	31	71	52	44	26	34	22	19	31	33	31	18	17	15	11	220					
0.40	+	+	+	+	+	+	+	+	+	+	+	+	+	+	+	+	+	+	+	+	+	+	+	+	+	5	1		
	+																										0		
	+																										2		
	+																										2		
	+																										0		
	+																										7		
	+																										5		
	+																										1		
0.30	+	+	+	+	+	+	+	+	+	+	+	+	+	+	+	+	+	+	+	+	+	+	+	+	+	3	1		
	+																										3		
	+																										3		
	+																										4		
	+																										1		
	+																										0		
	+																										2		
	+																										6		
	+																										11		
0.20	+	+	+	+	+	+	+	+	+	+	+	+	+	+	+	+	+	+	+	+	+	+	+	+	+	7	16		
	+																										8		
	+																										19		
	+																										8		
	+																										10		
	+																										4		
	+																										2		
	+																										10		
	+																										6		
0.10	+	+	+	+	+	+	+	+	+	+	+	+	+	+	+	+	+	6	+	+	+	+	+	+	+	+	2	8	
	+																											11	
	+																											8	
	+																											14	
	+																											10	
	+																											16	
	+																											18	
	+																											17	
	+																											12	
	+																											22	
	+																											24	
0.00	0	+	+	+	+	+	+	+	+	+	+	+	+	+	+	+	+	+	+	+	+	+	+	+	+	+	2	17	
	+																											12	
	+																											13	
	+																											17	
	+																											14	
	+																											17	
	+																											13	
	+																											18	
	+																											27	
	+																											24	
-0.10	+	+	+	+	+	+	+	+	+	+	+	+	+	+	+	+	+	+	+	+	+	+	+	+	+	+	+	7	42
0.00	0																												
0.10																													
0.20																													
0.30																													
0.40																													


DATA VALUE = 10.00* PLOTTED VALUE + 0.00
DELTARHO = 0.1/ 0.1CALIPER 0.0/ 19.5

DROP = 0 CUTOFFS NEXT LINE

PLOT 59 SET 11 RM-70765 E.G.&G. IDAHO INC INEL 1 WILDCAT BUTTE IDAHO
 INTERVAL(S) 2225.0 TO 1510.0
 PHI-D-SD

6-APR-79

Z PLOT
 ZAXIS= GAMMARAY 1198 POINTS



DATA VALUE = 10.00 * PLOTTED VALUE + 0.00
 DELTARHO = 0.1 / 0.1 CALIPER 0.0 / 19.5

DROP = 4 CUTOFFS NEXT LINE

SCANNED

PLOT 29 SET 11 RM-70765 E.G.&G. IDAHO INC INEL 1 WILDCAT BUTTE IDAHO
 INTERVAL(S) 2225.0 TO 1510.0
 RHO-B

6-APR-79
 FREQUENCY PLOT
 1198 POINTS

	0	0	0	0	0	0	0	2	0	6	79	90	47	36	24	23	27	26	28	30	22	16	25	20	220	
2.10	+	+	+	+	1	+	+	+	+	+	+	+	+	+	+	+	+	+	+	+	+	+	+	+	+	+
2.30	+	+	+	+	+	+	+	+	+	+	+	+	+	+	+	+	+	+	+	+	+	+	+	+	+	+
2.50	+	+	+	+	+	+	+	+	+	+	+	+	+	+	+	+	+	+	+	+	+	+	+	+	+	+
2.70	+	+	+	+	+	+	+	+	+	+	+	+	+	+	+	+	+	+	+	+	+	+	+	+	+	+
2.90	+	+	+	+	+	+	+	+	+	+	+	+	+	+	+	+	+	+	+	+	+	+	+	+	+	+
3.10	+	+	+	+	+	+	+	+	+	+	+	+	+	+	+	+	+	+	+	+	+	+	+	+	+	+

DELTA RHO -0.1/ 0.1 CALIPER 0.0/ 19.5

SCHEIDT 60

PLOT 29 SET 11 RM-70765 E.G.&G. IDAHO INC INEL 1 WILDCAT BUTTE IDAHO
 INTERVAL(S) 2225.0 TO 1510.0
 RHO-B


6-APR-79

Z PLOT
 ZAXIS= GAMMARAY 1198 POINTS

	0	0	0	0	0	0	2	0	6	79	90	47	36	24	23	27	26	28	30	22	16	25	20	220	
2.10	+	+	+	+	0	+	+	+	+	+	+	+	+	+	+	+	+	+	+	+	+	+	+	+	18
	+																								3
	+																								4
	+																								1
	+																								2
	+																								3
	+																								3
	+																								4
	+																								1
	+																								0
	+																								1
	+																								3
	+																								3
	+																								10
2.30	+	+	+	+	+	+	+	+	+	+	+	+	+	+	+	+	+	+	+	+	+	+	+	+	8
	+																								6
	+																								7
	+																								11
	+																								10
	+																								7
	+																								18
	+																								13
	+																								10
	+																								8
	+																								6
	+																								3
	+																								2
	+																								11
	+																								7
	+																								8
2.50	+	+	+	+	+	+	+	+	+	+	+	+	+	+	+	+	+	+	+	+	+	+	+	+	2
	+																								3
	+																								3
	+																								3
	+																								2
	+																								10
	+																								17
	+																								11
	+																								24
	+																								19
	+																								17
	+																								28
	+																								20
	+																								22
	+																								13
2.70	+	+	+	+	+	+	+	+	+	+	+	+	+	+	+	+	+	+	+	+	+	+	+	+	24
	+																								16
	+																								17
	+																								21
	+																								28
	+																								31
	+																								30
	+																								43
	+																								53
	+																								50
2.90	+	+	+	+	+	+	+	+	+	+	+	+	+	+	+	+	+	+	+	+	+	+	+	+	32
	+																								38
	+																								39
	+																								56
	+																								85
	+																								73
	+																								77
	+																								79
	+																								44
	+																								22
3.10	+	+	+	+	+	+	+	+	+	+	+	+	+	+	+	+	+	+	+	+	+	+	+	+	17

DATA VALUE = 10.00* PLOTTED VALUE + 0.00
 DELTARHO -0.1/ 0.1CALIPER 0.0/ 19.5

DROP = 0 CUTOFFS NEXT LINE



PLOT 29 SET 11 RM-70765 E.G.&G. IDAHO INC INEL 1 WILDCAT BUTTE IDAHO
INTERVAL(S) 2225.0 TO 1510.0
RHO-B

6-APR-79

ZAXIS= GAMMARAY

Z PLOT
1198 POINTS

	0	0	0	0	0	0	2	0	6	79	90	47	36	24	23	27	26	28	30	22	16	25	20	220		
2.10	+	+	+	+	+	+	+	+	+	+	+	+	+	+	+	+	+	+	+	+	+	+	+	+	+	18
	+																									1
	+																									2
	+																									2
	+																									3
	+																									3
	+																									0
	+																									1
	+																									3
	+																									10
2.30	+	+	+	+	+	+	+	+	+	+	+	+	+	+	+	+	+	+	+	+	+	+	+	+	+	7
	+																									11
	+																									18
	+																									13
	+																									10
	+																									8
	+																									2
	+																									11
	+																									7
	+																									8
	+																									10
2.50	+	+	+	+	+	+	+	+	+	+	+	+	+	+	+	+	+	+	+	+	+	+	+	+	+	2
	+																									3
	+																									17
	+																									11
	+																									24
	+																						3			19
	+																						2			17
	+																						3			28
	+																							3		20
	+																									22
	+																									13
	+																									24
2.70	+	+	+	+	+	+	+	+	+	+	+	+	+	+	+	+	+	+	+	+	2	+	+	+	+	24
	+																					2	+	+	+	16
	+																								+	17
	+																									21
	+																									28
	+																									31
	+																									30
	+																									43
	+																									53
	+																									50
2.90	+	+	+	+	+	+	+	+	+	+	+	+	+	+	+	+	+	+	+	+	+	+	+	+	+	32
	+																									38
	+																									39
	+																									56
	+																									85
	+																									73
	+																									77
	+																									79
	+																									44
	+																									22
3.10	+	+	+	+	+	+	+	+	+	+	+	+	+	+	+	+	+	+	+	+	+	+	+	+	+	17

DATA VALUE = 10.00 * PLOTTED VALUE + 0.00
DELTARHO = 0.1 / 0.1 CALIPER = 0.0 / 19.5


DROP = 2 CUTOFFS NEXT LINE

SCIENCE

PLOT 29 SET 11 RM-70765 E.G.&G. IDAHO INC INEL 1 WILDCAT BUTTE IDAHO
 INTERVAL(S) 2225.0 TO 1510.0
 RHO-B

6-APR-79
 Z PLOT
 1198 POINTS

ZAXIS= GAMMARAY



DATA VALUE = 10.00 * PLOTTED VALUE + 0.00 DROP = 4 CUTOFFS NEXT LINE
 DELTARHO = 0.1 / 0.1 CALIPER 0.0 / 19.5

PLOT 5 SET 11 RM-70765 E.G.&G. IDAHO INC INEL 1 WILDCAT BUTTE IDAHO
 INTERVAL(S) 2225.0 TO 1510.0

6-APR-79
 FREQUENCY PLOT
 1198 POINTS

Interval	1	0	10	25	83	80	204	173	24	9	9	0	1	1	0	0	0	0	0	0	0	0	0	0	0	0	0
1.05	+	+	+	+	+	+	+	+	+	+	+	+	+	+	+	+	+	+	+	+	+	+	+	+	+	+	+
0.95	+	+	+	+	+	+	+	+	+	+	+	+	+	+	+	+	+	+	+	+	+	+	+	+	+	+	+
0.85	+	+	+	+	+	+	+	+	+	+	+	+	+	+	+	+	+	+	+	+	+	+	+	+	+	+	+
0.75	+	+	+	+	+	+	+	+	+	+	+	+	+	+	+	+	+	+	+	+	+	+	+	+	+	+	+
0.65	+	+	+	+	+	+	+	+	+	+	+	+	+	+	+	+	+	+	+	+	+	+	+	+	+	+	+
0.55	+	+	+	+	+	+	+	+	+	+	+	+	+	+	+	+	+	+	+	+	+	+	+	+	+	+	+

DELTA RHO = 0.1 / 0.1 CALIPER 0.0 / 19.5

Scanned with

PLOT 5 SET 11 RM-70765 E.G.&G. IDAHO INC INEL 1 WILDCAT BUTTE IDAHO
 INTERVAL(S) 2225.0 TO 1510.0

6-APR-79

M

Z AXIS = GAMMARAY 1198 POINTS

Interval (s)	1	0	10	25	83	80	204	173	24	9	9	0	1	1	0	0	0	0	0	0	0	0	0	0	0	0
1.05	+	+	+	+	+	+	+	+	+	+	+	+	+	+	+	+	+	+	+	+	+	+	+	+	+	+
0.95	+	+	+	+	+	+	+	+	+	+	+	+	+	+	+	+	+	+	+	+	+	+	+	+	+	+
0.85	+	+	+	+	+	+	+	+	+	+	+	+	+	+	+	+	+	+	+	+	+	+	+	+	+	+
0.75	+	+	+	+	+	+	+	+	+	+	+	+	+	+	+	+	+	+	+	+	+	+	+	+	+	+
0.65	+	+	+	+	+	+	+	+	+	+	+	+	+	+	+	+	+	+	+	+	+	+	+	+	+	+
0.55	0	+	+	+	+	+	+	+	+	+	+	+	+	+	+	+	+	+	+	+	+	+	+	+	+	+

DATA VALUE = 10.00 * PLOTTED VALUE + 0.00
 DELTARHO = 0.1 / 0.1 CALIPER 0.0 / 19.5

DROP = 0 CUTOFFS NEXT LINE

Sample 33

PLOT 5 SET 11 RM-70765 E.G.&G. IDAHO INC INEL 1 WILDCAT BUTTE IDAHO

INTERVAL(S) 2225.0 TO 1510.0

6-APR-79

Z PLOT

ZAXIS= GAMMARAY 1198 POINTS

M	1	0	10	25	83	80	204	173	24	9	9	0	1	1	0	0	0	0	0	0	0	0	0	0	0	0	0	0	0	0	0	0	0	0	0
1.05	+	+	+	+	+	+	+	+	+	+	+	+	+	+	+	+	+	+	+	+	+	+	+	+	+	+	+	+	+	+	+	+	+	+	3
	+																																	0	
	+																																	0	
	+																																	1	
	+																																	0	
	+																																	0	
	+																																	0	
	+																																	0	
0.95	+	+	+	+	+	+	+	+	+	+	+	+	+	+	+	+	+	+	+	+	+	+	+	+	+	+	+	+	+	+	+	+	+	1	
	+																																	0	
	+																																	0	
	+																																	0	
	+																																	1	
	+																																	0	
	+																																	0	
	+																																	0	
0.85	+	+	+	+	+	+	+	+	+	+	+	+	+	+	+	+	+	+	+	+	+	+	+	+	+	+	+	+	+	+	+	+	+	0	
	+																																	5	
	+																																	3	
	+																																	3	
	+																																	18	
	+																																	26	
0.75	+	+	+	+	+	+	2	3	+	+	+	+	+	+	+	+	+	+	+	+	+	+	+	+	+	+	+	+	+	+	+	+	+	17	
	+						2	2	2	2	2	2	2	2	2	2	2	2	2	2	2	2	2	2	2	2	2	2	2	2	2	2	2	31	
	+						2	2	2	2	2	2	2	2	2	2	2	2	2	2	2	2	2	2	2	2	2	2	2	2	2	2	2	48	
	+						2	2	2	2	2	2	2	2	2	2	2	2	2	2	2	2	2	2	2	2	2	2	2	2	2	2	2	80	
	+						2	2	2	2	2	2	2	2	2	2	2	2	2	2	2	2	2	2	2	2	2	2	2	2	2	2	2	110	
	+						2	2	2	2	2	2	2	2	2	2	2	2	2	2	2	2	2	2	2	2	2	2	2	2	2	2	2	167	
	+						2	2	2	2	2	2	2	2	2	2	2	2	2	2	2	2	2	2	2	2	2	2	2	2	2	2	2	256	
	+						2	2	2	2	2	2	2	2	2	2	2	2	2	2	2	2	2	2	2	2	2	2	2	2	2	2	2	178	
0.65	+	+	+	+	+	2	2	+	+	+	+	+	+	+	+	+	+	+	+	+	+	+	+	+	+	+	+	+	+	+	+	+	+	39	
	+					2	2																											16	
	+																																	6	
	+																																	10	
	+																																	10	
	+																																	8	
	+																																	8	
	+																																	10	
	+																																	5	
0.55	+	+	+	+	+	+	+	+	+	+	+	+	+	+	+	+	+	+	+	+	+	+	+	+	+	+	+	+	+	+	+	+	+	4	
	+																																		4
	+																																		11
	+																																		11
	+																																		11

DATA VALUE = 10.00 * PLOTTED VALUE + 0.00 DROP = 2 CUTOFFS NEXT LINE DELTARHO = 0.1/ 0.1 CALIPER 0.0/ 19.5

PLOT 5 SET 11 RM-70765 E.G.&G. IDAHO INC INEL 1 WILDCAT BUTTE IDAHO
INTERVAL(S) 2225.0 TO 1510.0

6-APR-79

M	1	0	10	25	83	80	204	173	24	9	9	0	1	1	0	0	Z AXIS = GAMMARAY	Z PLOT	1198 POINTS
1.05	+	+	+	+	+	+	+	+	+	+	+	+	+	+	+	+	+	+	+
0.95	+	+	+	+	+	+	+	+	+	+	+	+	+	+	+	+	+	+	+
0.85	+	+	+	+	+	+	+	+	+	+	+	+	+	+	+	+	+	+	+
0.75	+	+	+	+	+	+	+	+	+	+	+	+	+	+	+	+	+	+	+
0.65	+	+	+	+	+	+	+	+	+	+	+	+	+	+	+	+	+	+	+
0.55	+	+	+	+	+	+	+	+	+	+	+	+	+	+	+	+	+	+	+

DATA VALUE = 10.00 * PLOTTED VALUE + 0.00
DELTARHO = 0.1/ 0.1 CALIPER 0.0/ 19.5

DROP = 4 CUTOFFS NEXT LINE

PLOT 27 SET 11 RM-70765 E.G.&G. IDAHO INC INEL 1 WILDCAT BUTTE IDAHO
 INTERVAL(S) 2225.0 TO 1510.0
 RHO-B

6-APR-79
 FREQUENCY PLOT
 1198 POINTS

	2	0	3	126	113	60	59	30	35	26	25	13	12	8	5	2	9	4	11	14	3	0	0	4	
2.10	1	0	0	67	202	71	89	22	42	36	24	21	6	8	11	7	5	12	11	12	5	1	1	0	18
	+	+	+	+	+	+	+	+	+	+	+	+	+	+	+	+	+	+	+	+	+	+	+	+	1
	+											1													2
	+												1												3
	+									1															1
	+										1														0
	+																								1
	+																								1
	+																								3
	+																								10
2.30	+	+	+	+	+	+	+	+	+	+	+	+	+	+	+	+	+	+	+	+	+	+	+	+	11
	+	+	+	+	+	+	+	+	+	+	+	+	+	+	+	+	+	+	+	+	+	+	+	+	18
	+	+	+	+	+	+	+	+	+	+	+	+	+	+	+	+	+	+	+	+	+	+	+	+	13
	+	+	+	+	+	+	+	+	+	+	+	+	+	+	+	+	+	+	+	+	+	+	+	+	10
	+	+	+	+	+	+	+	+	+	+	+	+	+	+	+	+	+	+	+	+	+	+	+	+	8
	+	+	+	+	+	+	+	+	+	+	+	+	+	+	+	+	+	+	+	+	+	+	+	+	2
	+	+	+	+	+	+	+	+	+	+	+	+	+	+	+	+	+	+	+	+	+	+	+	+	11
	+	+	+	+	+	+	+	+	+	+	+	+	+	+	+	+	+	+	+	+	+	+	+	+	7
	+	+	+	+	+	+	+	+	+	+	+	+	+	+	+	+	+	+	+	+	+	+	+	+	8
	+	+	+	+	+	+	+	+	+	+	+	+	+	+	+	+	+	+	+	+	+	+	+	+	13
2.50	+	+	+	+	+	+	+	+	+	+	+	+	+	+	+	+	+	+	+	+	+	+	+	+	10
	+	+	+	+	+	+	+	+	+	+	+	+	+	+	+	+	+	+	+	+	+	+	+	+	17
	+	+	+	+	+	+	+	+	+	+	+	+	+	+	+	+	+	+	+	+	+	+	+	+	11
	+	+	+	+	+	+	+	+	+	+	+	+	+	+	+	+	+	+	+	+	+	+	+	+	24
	+	+	+	+	+	+	+	+	+	+	+	+	+	+	+	+	+	+	+	+	+	+	+	+	1
	+	+	+	+	+	+	+	+	+	+	+	+	+	+	+	+	+	+	+	+	+	+	+	+	19
	+	+	+	+	+	+	+	+	+	+	+	+	+	+	+	+	+	+	+	+	+	+	+	+	17
	+	+	+	+	+	+	+	+	+	+	+	+	+	+	+	+	+	+	+	+	+	+	+	+	28
	+	+	+	+	+	+	+	+	+	+	+	+	+	+	+	+	+	+	+	+	+	+	+	+	20
	+	+	+	+	+	+	+	+	+	+	+	+	+	+	+	+	+	+	+	+	+	+	+	+	22
	+	+	+	+	+	+	+	+	+	+	+	+	+	+	+	+	+	+	+	+	+	+	+	+	13
2.70	+	+	+	+	+	+	+	+	+	+	+	+	+	+	+	+	+	+	+	+	+	+	+	+	24
	+	+	+	+	+	+	+	+	+	+	+	+	+	+	+	+	+	+	+	+	+	+	+	+	16
	+	+	+	+	+	+	+	+	+	+	+	+	+	+	+	+	+	+	+	+	+	+	+	+	17
	+	+	+	+	+	+	+	+	+	+	+	+	+	+	+	+	+	+	+	+	+	+	+	+	21
	+	+	+	+	+	+	+	+	+	+	+	+	+	+	+	+	+	+	+	+	+	+	+	+	28
	+	+	+	+	+	+	+	+	+	+	+	+	+	+	+	+	+	+	+	+	+	+	+	+	31
	+	+	+	+	+	+	+	+	+	+	+	+	+	+	+	+	+	+	+	+	+	+	+	+	30
	+	+	+	+	+	+	+	+	+	+	+	+	+	+	+	+	+	+	+	+	+	+	+	+	43
	+	+	+	+	+	+	+	+	+	+	+	+	+	+	+	+	+	+	+	+	+	+	+	+	53
	+	+	+	+	+	+	+	+	+	+	+	+	+	+	+	+	+	+	+	+	+	+	+	+	50
2.90	+	+	+	+	+	+	+	+	+	+	+	+	+	+	+	+	+	+	+	+	+	+	+	+	32
	+	+	+	+	+	+	+	+	+	+	+	+	+	+	+	+	+	+	+	+	+	+	+	+	38
	+	+	+	+	+	+	+	+	+	+	+	+	+	+	+	+	+	+	+	+	+	+	+	+	39
	+	+	+	+	+	+	+	+	+	+	+	+	+	+	+	+	+	+	+	+	+	+	+	+	56
	+	+	+	+	+	+	+	+	+	+	+	+	+	+	+	+	+	+	+	+	+	+	+	+	85
	+	+	+	+	+	+	+	+	+	+	+	+	+	+	+	+	+	+	+	+	+	+	+	+	73
	+	+	+	+	+	+	+	+	+	+	+	+	+	+	+	+	+	+	+	+	+	+	+	+	77
	+	+	+	+	+	+	+	+	+	+	+	+	+	+	+	+	+	+	+	+	+	+	+	+	79
	+	+	+	+	+	+	+	+	+	+	+	+	+	+	+	+	+	+	+	+	+	+	+	+	44
	+	+	+	+	+	+	+	+	+	+	+	+	+	+	+	+	+	+	+	+	+	+	+	+	22
3.10	+	+	+	+	+	+	+	+	+	+	+	+	+	+	+	+	+	+	+	+	+	+	+	+	17

DELTA RHO -0.1/ 0.1 CALIPER 0.0/ 19.5

Scanned with

PLOT 27 SET 11 RM-70765 E.G.&G. IDAHO INC INEL 1 WILDCAT BUTTE IDAHO
 INTERVAL(S) 2225.0 TO 1510.0
 RHO-B

6-APR-79

Z PLOT
 ZAXIS= GAMMARAY 1198 POINTS

	2	0	3	126	113	60	59	30	35	26	25	13	12	5	2	9	4	11	14	3	0	0	4			
2.10	0	0	0	67	202	71	89	22	42	36	24	21	3	6	8	11	7	3	5	12	12	5	1	1	0	4
	+	+	+	+	+	+	+	+	+	+	+	+	+	+	+	+	+	+	+	+	+	+	+	+	+	18
	+																									1
	+																									2
	+																									2
	+																									3
	+																									1
	+																									0
	+																									1
	+																									3
2.30	+	+	+	+	+	+	+	+	+	+	+	+	+	+	+	+	+	+	+	+	+	+	+	+	+	10
	+																									11
	+																									18
	+																									13
	+																									10
	+																									8
	+																									2
	+																									11
	+																									7
	+																									8
2.50	+	+	+	+	+	+	+	+	+	+	+	+	+	+	+	+	+	+	+	+	+	+	+	+	+	10
	+																									17
	+																									11
	+																									24
	+																									19
	+																									17
	+																									28
	+																									20
	+																									22
2.70	+	+	+	+	+	2	8																			13
	+																									24
	+																									16
	+																									17
	+																									21
	+																									28
	+																									31
	+																									30
	+																									43
	+																									53
	+																									50
2.90	+	+	+	+	+	3	2	2	2	2	2	2	2	2	2	2	2	2	2	2	2	2	2	2	2	32
	+					3	3	3	3	3	3	3	3	3	3	3	3	3	3	3	3	3	3	3	3	38
	+					2	2	2	2	2	2	2	2	2	2	2	2	2	2	2	2	2	2	2	2	39
	+					3	2	2	2	2	2	2	2	2	2	2	2	2	2	2	2	2	2	2	2	56
	+					3	2	2	2	2	2	2	2	2	2	2	2	2	2	2	2	2	2	2	2	85
	+					2	2	2	2	2	2	2	2	2	2	2	2	2	2	2	2	2	2	2	2	73
	+					2	2	2	2	2	2	2	2	2	2	2	2	2	2	2	2	2	2	2	2	77
	+					2	2	2	2	2	2	2	2	2	2	2	2	2	2	2	2	2	2	2	2	79
	+					2	2	2	2	2	2	2	2	2	2	2	2	2	2	2	2	2	2	2	2	44
	+					2	2	2	2	2	2	2	2	2	2	2	2	2	2	2	2	2	2	2	2	22
3.10	+	+	+	+	+	2	2	2	2	2	2	2	2	2	2	2	2	2	2	2	2	2	2	2	2	17

DATA VALUE = 10.00* PLOTTED VALUE + 0.00
 DELTARHO = 0.1/ 0.1 CALIPER 0.0/ 19.5


DROP = 0 CUTOFFS NEXT LINE

SCHEMATIC

PLOT 27 SET 11 RM-70765 E.G.&G. IDAHO INC INEL 1 WILDCAT BUTTE IDAHO
 INTERVAL(S) 2225.0 TO 1510.0
 RHO-B

6-APR-79
 Z PLOT
 1198 POINTS

ZAXIS= GAMMARAY

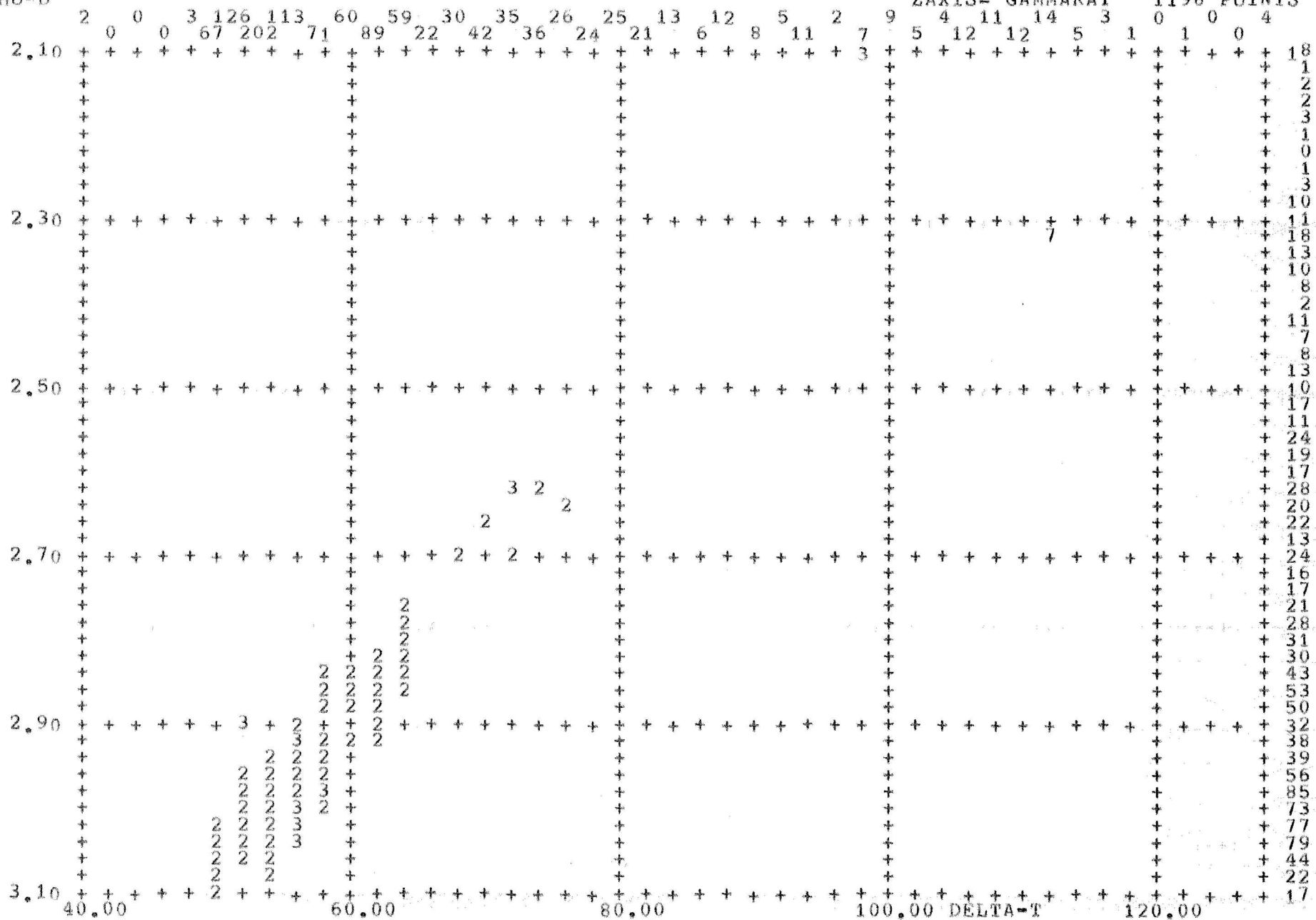


DATA VALUE = 10.00 * PLOTTED VALUE + 0.00 DROP = 2 CUTOFFS NEXT LINE
 DELTARHO = 0.1/ 0.1 CALIPER 0.0/ 19.5

PLOT 27 SET 11 RM-70765 E.G.&G. IDAHO INC INEL 1 WILDCAT BUTTE IDAHO
 INTERVAL(S) 2225.0 TO 1510.0
 RHO-B

6-APR-79

ZAXIS= GAMMARAY 1198 POINTS



DATA VALUE = 10.00 * PLOTTED VALUE + 0.00
 DELTARHO = 0.1/ 0.1 CALIPER 0.0/ 19.5


DROP = 4 CUTOFFS NEXT LINE

Scanned with a scanner

PLOT 31 SET 11 RM-70765 E.G.&G. IDAHO INC INEL 1 WILDCAT BUTTE IDAHO
 INTERVAL(S) 2225.0 TO 1510.0
 PHI-N-LS

6-APR-79

Z PLOT
 1198 POINTS

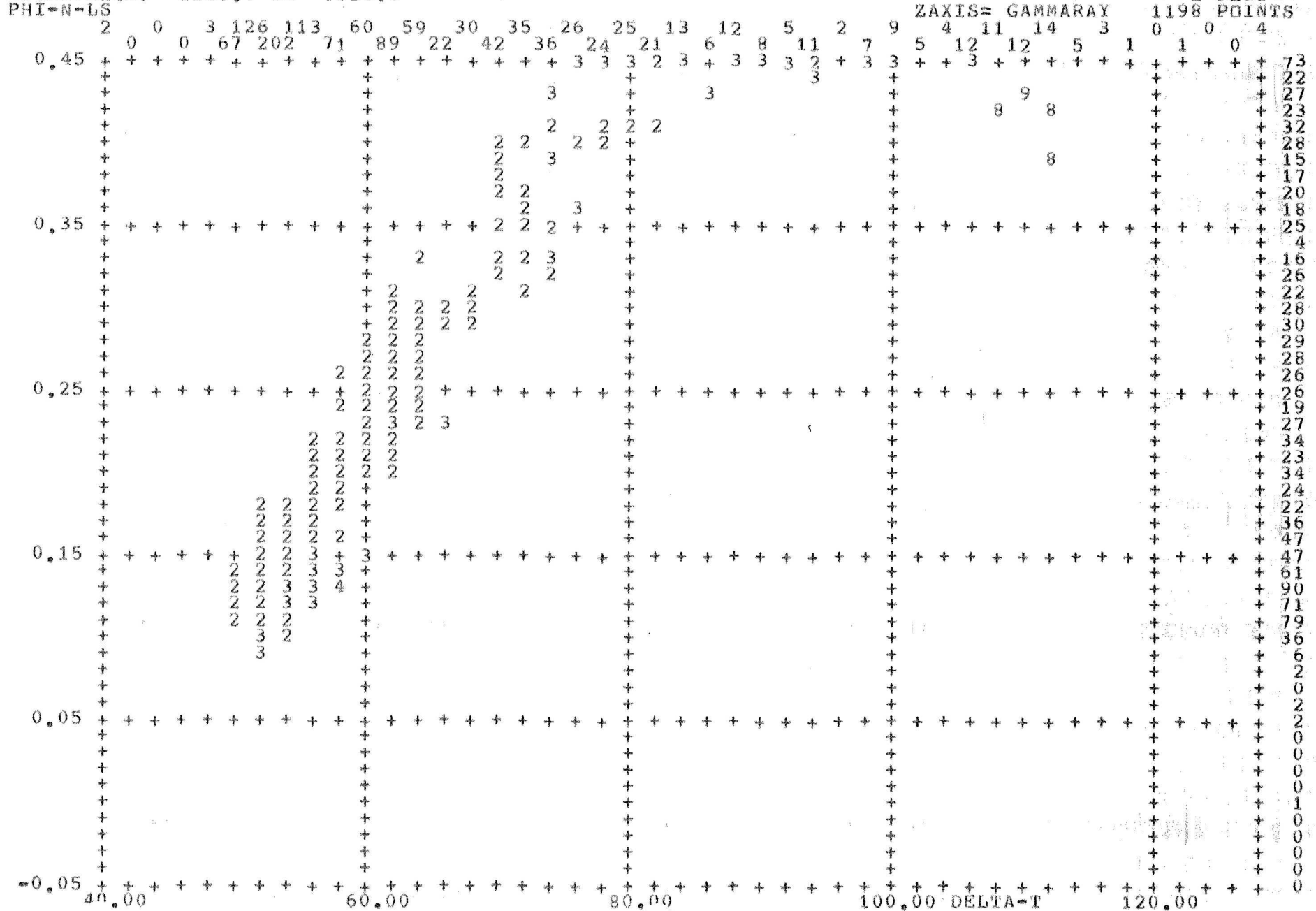


DATA VALUE = 10.00* PLOTTED VALUE + 0.00
 DELTARHO -0.1/ 0.1CALIPER 0.0/ 19.5

DROP = 0 CUTOFFS NEXT LINE

PLOT 31 SET 11 RM-70765 E.G.&G. IDAHO INC INEL 1 WILDCAT BUTTE IDAHO
 INTERVAL(S) 2225.0 TO 1510.0
 PHI-N-LS


6-APR-79
 Z PLOT
 1198 POINTS



DATA VALUE = 10.00 * PLOTTED VALUE + 0.00 DROP = 2 CUTOFFS NEXT LINE
 DELTARHO = 0.1 / 0.1 CALIPER 0.0 / 19.5

PLOT 31 SET 11 RM-70765 E.G.&G. IDAHO INC INEL 1 WILDCAT BUTTE IDAHO
 INTERVAL(S) 2225.0 TO 1510.0
 PHI-N-LS

6-APR-79
 Z PLOT
 1198 POINTS



DATA VALUE = 10.00 * PLOTTED VALUE + 0.00 DROP = 4 CUTOFFS NEXT LINE
 DELTARHO -0.1/ 0.1CALIPER 0.0/ 19.5

SUPER PLOT COMPLETE